

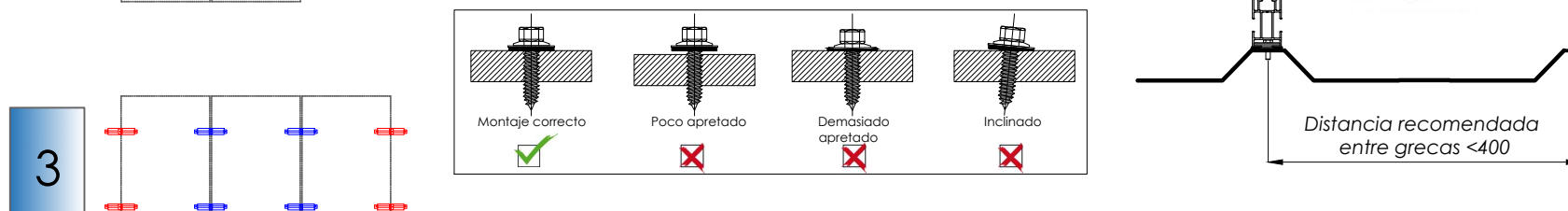

Nota:

- Comprobar el buen estado de la chapa y la capacidad portante de la misma
- Comprobar la impermeabilidad de la fijación una vez colocada



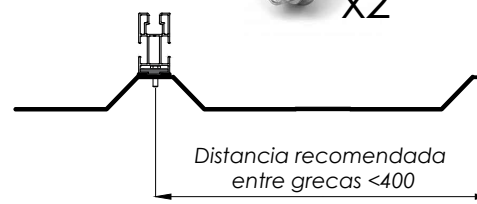
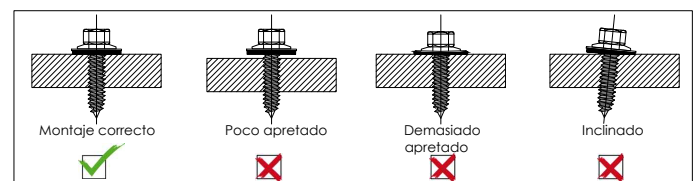
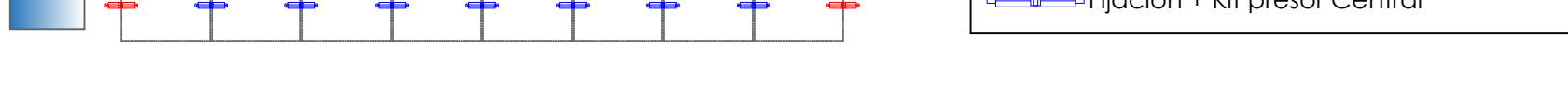
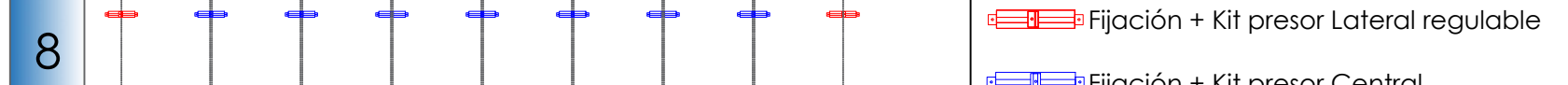
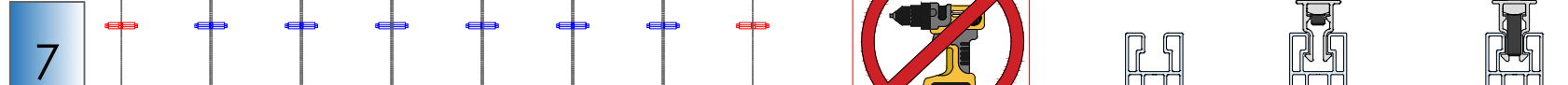

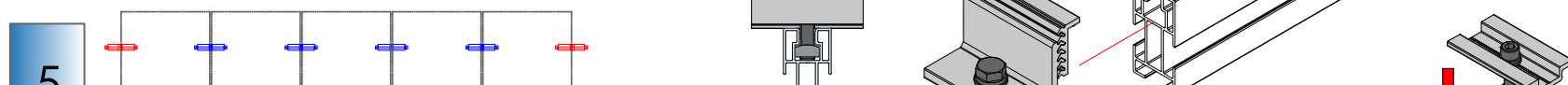
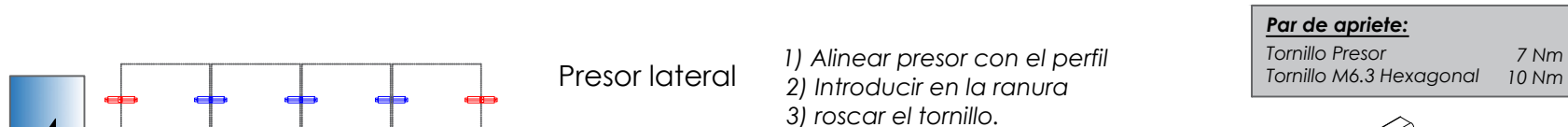
Soporte coplanar microrail para cubierta metálica. Horizontal. 06H

06H

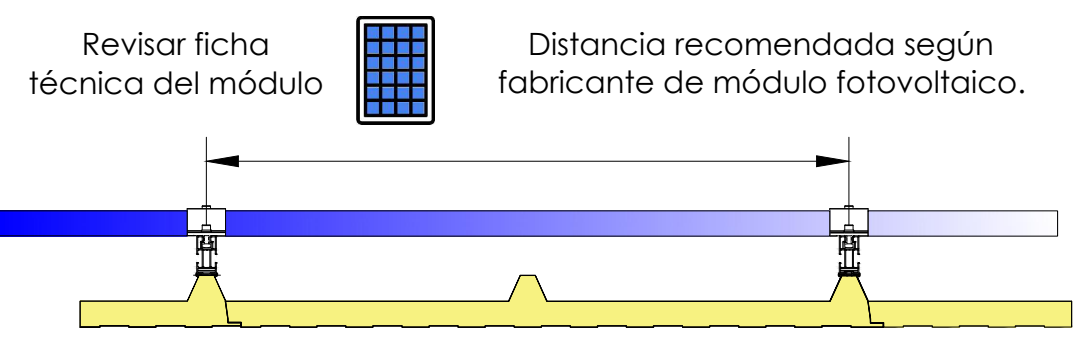
1 Anclaje de la fijación a la cubierta



3 Fijación de los módulos con los presores centrales y laterales



El perfil se fija a la chapa mediante 2 tornillos autorroscantes



Par de apriete:
Tornillo Presor 7 Nm
Tornillo M6.3 Hexagonal 10 Nm




| | | | |
|------|----|---|----|
| 06H1 | 4 | 4 | 0 |
| 06H2 | 6 | 4 | 2 |
| 06H3 | 8 | 4 | 4 |
| 06H4 | 10 | 4 | 6 |
| 06H5 | 12 | 4 | 8 |
| 06H6 | 14 | 4 | 10 |
| 06H7 | 16 | 4 | 12 |
| 06H8 | 18 | 4 | 14 |

- Fijación + Kit presor Lateral regulable
- Fijación + Kit presor Central

PLANO DE MONTAJE

Todos los tamaños



Marcado ES19/86524 CE