

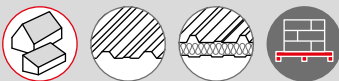




MiniRail System




- ▶ Innovative and statically optimised short rail system that is quick and easy to mount
- ▶ Universal module clamps and suitable for portrait and landscape orientation
- ▶ 5° elevation with MiniFive: significantly more output thanks to improved ventilation and optimised module angle
- ▶ Optimised for storage and transport



The MiniRail System allows portrait and landscape mounting in the form of grid mounting thanks to the universal module clamps, which are rotatable by 90°.

MINIRAIL SYSTEM COMPONENTS



MiniRail

Landscape and portrait mounting with MiniClamp MC/EC



MiniClamp MC/EC 30-50 mm

- ▶ Universal module clamp
- ▶ Clamp is rotatable



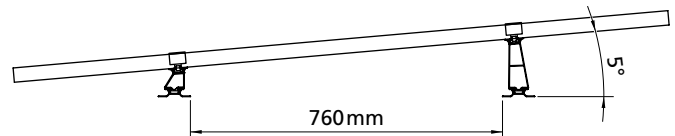
Self-tapping screws

- ▶ Included in MiniRail MC/EC set
- ▶ With sealing washers



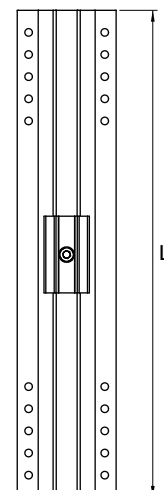
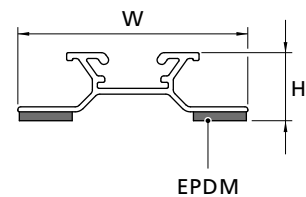
MiniFive front and end

- ▶ Single-sided easy elevation with insertable supporting element
- ▶ Improved ventilation and higher yield
- ▶ Optimised module angle



TECHNICAL DATA

MiniRail System	
Scope of application	Pitched roofs with trapezoidal sheet metal or sandwich panels Roof inclination: 5-75°
Fastening type / roof fixture	Screws in roofing with self-tapping thin sheet screws
Requirements	<ul style="list-style-type: none"> ▶ Sheet thickness: ≥ 0.5 mm (steel and aluminium) ▶ Sandwich panel: Approval from manufacturer required ▶ Crest width: At least 22 mm * ▶ Crest spacing: 101-350 mm depending on crest width ▶ Flush area surrounding the bore hole: $\varnothing \geq 20$ mm ▶ Module frame height: 30-50 mm
Module orientation	Vertical or horizontal
Material	Aluminium (EN AW-6063 T66/ EN AW-6082 T6); EPDM
Dimensions MiniRail W x H x L [mm]	78.2 x 23 x 385
Elevation with MiniFive	approx. 5°



* The project-specific minimum high crest width dimension can be found in the Base On report.