

Harvest the Sunshine

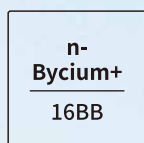
JA SOLAR

530W



JAM60D42 LB n-type Double Glass Bifacial Modules

Premium Cells



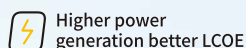
MBB Half-Cell Technology

26%



Cell Conversion Efficiency

Premium Modules



Higher power generation better LCOE



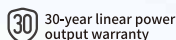
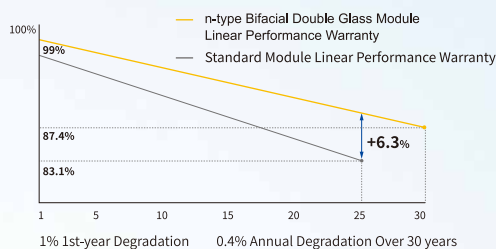
n-type with very Lower LID



Better Temperature Coefficient




Better low irradiance response



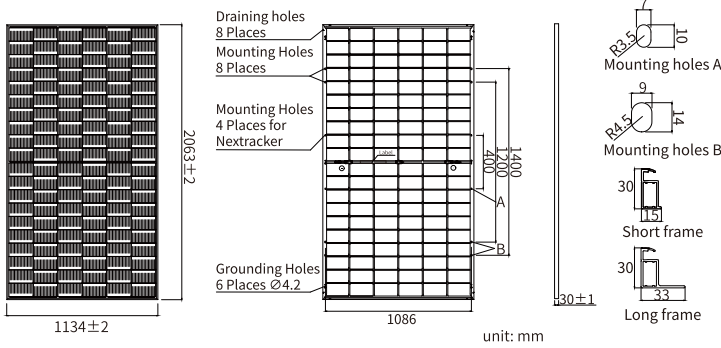
Comprehensive Certificates

- IEC 61215, IEC 61730, UL 61215, UL 61730
- ISO 9001: 2015 Quality management systems
- ISO 14001: 2015 Environmental management systems
- ISO 45001: 2018 Occupational health and safety management systems
- IEC 62941: 2019 Terrestrial photovoltaic (PV) modules - Quality system for PV module manufacturing



JAM60D42 LB

n-type Double Glass Bifacial Modules



MECHANICAL PARAMETERS

Cell	Mono
Weight	28.8kg
Dimensions	2063±2mm × 1134±2mm × 30±1mm
Cable Cross Section Size	4mm ² (IEC), 12 AWG(UL)
No. of cells	120(6×20)
Junction Box	IP68, 3diodes
Connector	QC 4.10-351/ MC4-EVO2A
Cable Length (Including Connector)	Portrait: 300mm(+)/400mm(-) Landscape: 1200mm(+)/1200mm(-)
Front Glass/Back Glass	2.0mm/2.0mm
Packaging Configuration	36pcs/Pallet, 792pcs/40HQ Container

Remark: customized frame color and cable length available upon request

ELECTRICAL PARAMETERS AT STC

TYPE	JAM60D42 505/LB	JAM60D42 510/LB	JAM60D42 515/LB	JAM60D42 520/LB	JAM60D42 525/LB	JAM60D42 530/LB
Rated Maximum Power(Pmax) [W]	505	510	515	520	525	530
Open Circuit Voltage (Voc) [V]	42.93	43.13	43.33	43.53	43.73	43.93
Maximum Power Voltage(Vmp) [V]	35.69	35.92	36.15	36.37	36.59	36.81
Short Circuit Current(Isc) [A]	15.01	15.06	15.11	15.16	15.21	15.26
Maximum Power Current(Imp) [A]	14.15	14.20	14.25	14.30	14.35	14.40
Module Efficiency [%]	21.6	21.8	22.0	22.2	22.4	22.7
Power Tolerance	0~+3%					
Temperature Coefficient of Isc(α_Isc)	+0.045%/°C					
Temperature Coefficient of Voc (β_Voc)	-0.250%/°C					
Temperature Coefficient of Pmax(γ_Pmp)	-0.290%/°C					
STC	Irradiance 1000W/m ² , cell temperature 25°C, AM1.5G					

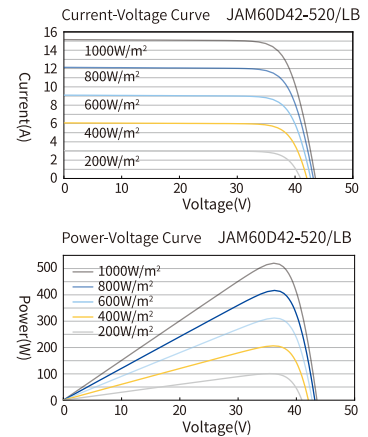
Remark: Electrical data in this catalog do not refer to a single module and they are not part of the offer. They only serve for comparison among different module types.

ELECTRICAL CHARACTERISTICS WITH 10% SOLAR IRRADIATION RATIO

TYPE	JAM60D42 505/LB	JAM60D42 510/LB	JAM60D42 515/LB	JAM60D42 520/LB	JAM60D42 525/LB	JAM60D42 530/LB
Rated Max Power(Pmax) [W]	545	551	556	562	567	572
Open Circuit Voltage(Voc) [V]	42.93	43.13	43.33	43.53	43.73	43.93
Max Power Voltage(Vmp) [V]	35.69	35.92	36.15	36.37	36.59	36.81
Short Circuit Current(Isc) [A]	16.21	16.26	16.32	16.37	16.43	16.48
Max Power Current(Imp) [A]	15.28	15.34	15.39	15.44	15.50	15.55
Irradiation Ratio (rear/front)	10%					

* Bifaciality=Pmax, rear/Rated Pmax, front

CHARACTERISTICS



OPERATING CONDITIONS

Maximum System Voltage	1500V DC
Operating Temperature	-40°C~+85°C
Maximum Series Fuse Rating	30A
Maximum Static Load, Front	5400Pa(112 lb/ft ²)
Maximum Static Load, Back	2400Pa(50 lb/ft ²)
NOCT	45±2°C
Bifaciality*	80%±10%
Safety Class	Class II
Fire Performance	UL Type 29/Class C