

# Harvest the Sunshine

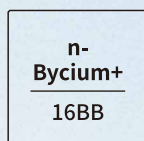
# JA SOLAR

# 630W



## JAM66D45 LB n-type Double Glass Bifacial Modules

### Premium Cells



MBB Half-Cell Technology

# 26%



Cell Conversion Efficiency

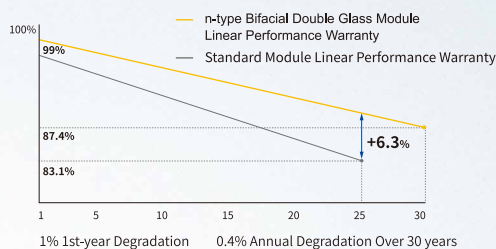
### Premium Modules

Higher power generation better LCOE

n-type with very Lower LID

Better Temperature Coefficient

Better low irradiance response




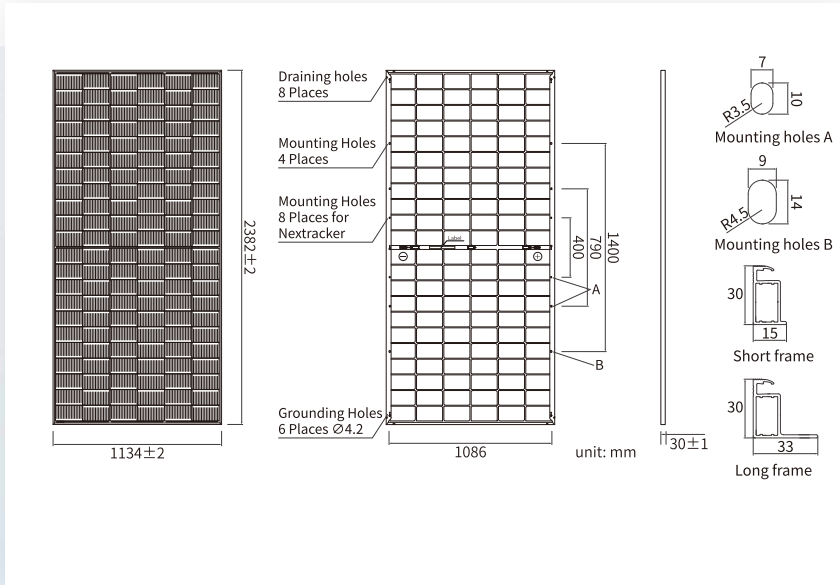
12-year product warranty

30-year linear power output warranty

### Comprehensive Certificates

- IEC 61215, IEC 61730, UL 61215, UL 61730
- ISO 9001: 2015 Quality management systems
- ISO 14001: 2015 Environmental management systems
- ISO 45001: 2018 Occupational health and safety management systems
- IEC 62941: 2019 Terrestrial photovoltaic (PV) modules - Quality system for PV module manufacturing





### MECHANICAL PARAMETERS

Cell	Mono
Weight	33.1kg
Dimensions	2382±2mm × 1134±2mm × 30±1mm
Cable Cross Section Size	4mm <sup>2</sup> (IEC), 12 AWG(UL)
No. of cells	132(6×22)
Junction Box	IP68, 3diodes
Connector	QC 4.10-351/ MC4-EVO2A
Cable Length (Including Connector)	Portrait: 300mm(+)/400mm(-) Landscape: 1500mm(+)/1500mm(-)
Front Glass/Back Glass	2.0mm/2.0mm
Packaging Configuration	36pcs/Pallet, 720pcs/40HQ Container

Remark: customized frame color and cable length available upon request

### ELECTRICAL PARAMETERS AT STC

TYPE	JAM66D45					
	605/LB	610/LB	615/LB	620/LB	625/LB	630/LB
Rated Maximum Power(Pmax) [W]	605	610	615	620	625	630
Open Circuit Voltage (Voc) [V]	47.90	48.10	48.30	48.50	48.70	48.90
Maximum Power Voltage(Vmp) [V]	39.60	39.77	39.96	40.21	40.45	40.70
Short Circuit Current(Isc) [A]	16.00	16.05	16.10	16.13	16.15	16.18
Maximum Power Current(Imp) [A]	15.28	15.34	15.39	15.42	15.45	15.48
Module Efficiency [%]	22.4	22.6	22.8	23.0	23.1	23.3
Power Tolerance	0~+3%					
Temperature Coefficient of Isc(α <sub>Isc</sub> )	+0.045%/°C					
Temperature Coefficient of Voc (β <sub>Voc</sub> )	-0.250%/°C					
Temperature Coefficient of Pmax(γ <sub>Pmp</sub> )	-0.290%/°C					
STC	Irradiance 1000W/m <sup>2</sup> , cell temperature 25°C, AM1.5G					

Remark: Electrical data in this catalog do not refer to a single module and they are not part of the offer. They only serve for comparison among different module types.

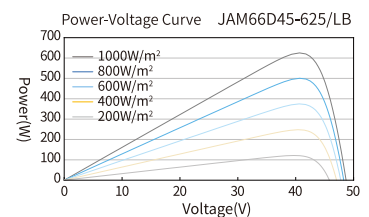
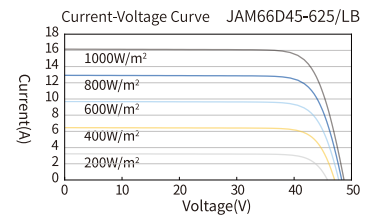
### ELECTRICAL CHARACTERISTICS WITH 10% SOLAR IRRADIATION RATIO

TYPE	JAM66D45					
	605/LB	610/LB	615/LB	620/LB	625/LB	630/LB
Rated Max Power(Pmax) [W]	653	659	664	670	675	680
Open Circuit Voltage(Voc) [V]	47.90	48.10	48.30	48.50	48.70	48.90
Max Power Voltage(Vmp) [V]	39.60	39.77	39.96	40.21	40.45	40.70
Short Circuit Current(Isc) [A]	17.28	17.33	17.39	17.42	17.44	17.47
Max Power Current(Imp) [A]	16.50	16.56	16.62	16.65	16.69	16.72
Irradiation Ratio (rear/front)	10%					

\* For Nexttracker installations, maximum static load please take compatibility approve letter between JA Solar and Nexttracker for reference.

\*\* Bifaciality=Pmax, rear/Rated Pmax, front

### CHARACTERISTICS



### OPERATING CONDITIONS

Maximum System Voltage	1500V DC
Operating Temperature	-40°C~+85°C
Maximum Series Fuse Rating	35A
Maximum Static Load, Front*	5400Pa(112 lb/ft <sup>2</sup> )
Maximum Static Load, Back*	2400Pa(50 lb/ft <sup>2</sup> )
NOCT	45±2°C
Bifaciality**	80%±10%
Safety Class	Class II
Fire Performance	UL Type 29/Class C

Specifications subject to technical changes and tests. JA Solar reserves the right of final interpretation.

Version No. : Global-EN-20240829A